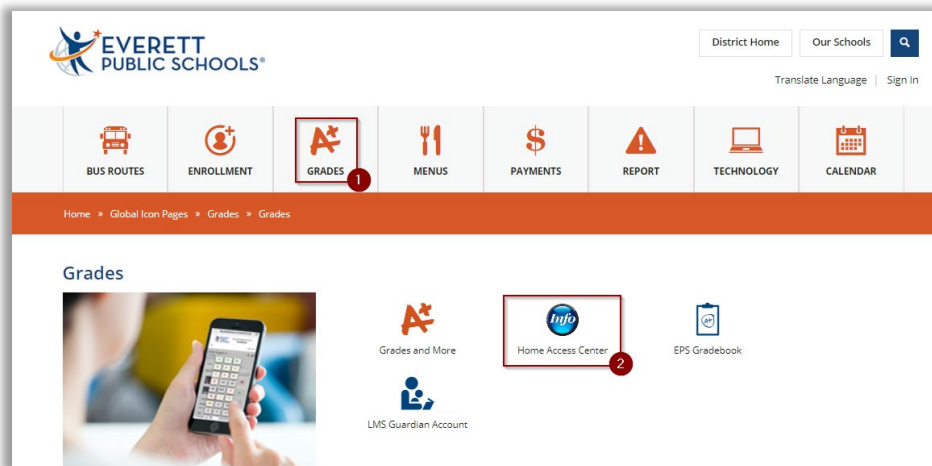




## Home Access Center (HAC)

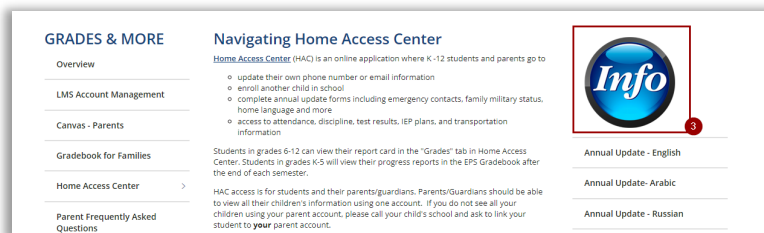
HAC allows all students and parents to see transportation information, attendance, current year report cards, district and state assessments, discipline, IEP plan, update their own phone or email information, as well as enroll new students and updating student information.

To sign into HAC, go to Everett Public Schools' website: <https://www.everettsd.org/> and click on the **A+ Grades** tab, then [Home Access Center](#).

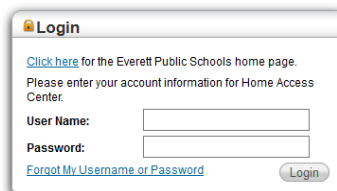


Click on [Home Access Center](#) or the [Info icon](#).

On the Home Access Center page, click the blue Info button again (3) to get to the HAC login screen. Information on this page will help answer your questions about HAC.



Enter your username/password\*:



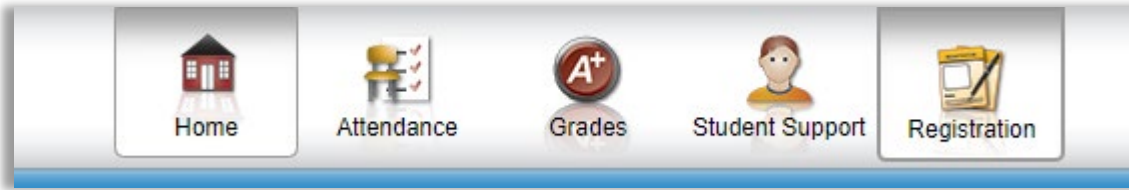
The login form has fields for 'User Name:' and 'Password:'. Below the password field is a link for 'Forgot My Username or Password'. A 'Login' button is at the bottom right.

Students will log in using their computer/Chromebook credentials.

Parents will log in using the same credentials for Gradebook and Canvas Parent websites. Parent/guardian username is traditionally your first initial, period, last name such as J.Doe for John Doe.

\*If you do not know your parent/guardian username and password, please see this [link for further instructions](#).

Once signed into [HAC](#), you will see there are multiple tabs of information.



**Home** tab will show useful school links.



**Attendance** tab will show the attendance records. Days which contain an absence will be color coded.



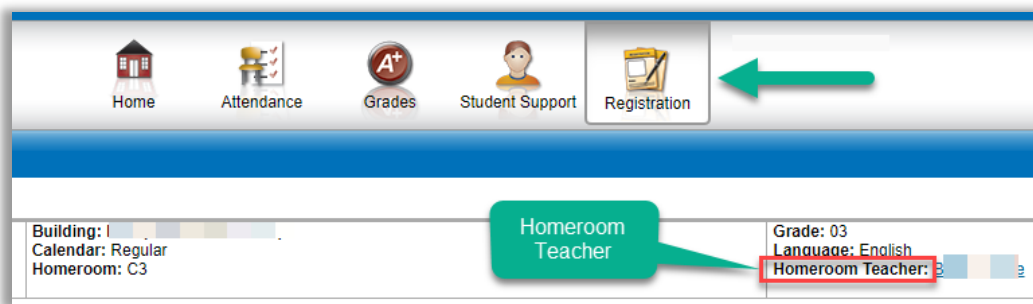
**Grades** tab will show for middle and high school students: current year interim progress reports, current year report cards, district and state test scores and transcripts. For elementary students, parents will see district and state test scores. Information about assessments can be found on the website at [Assessment Information and Resources](#)



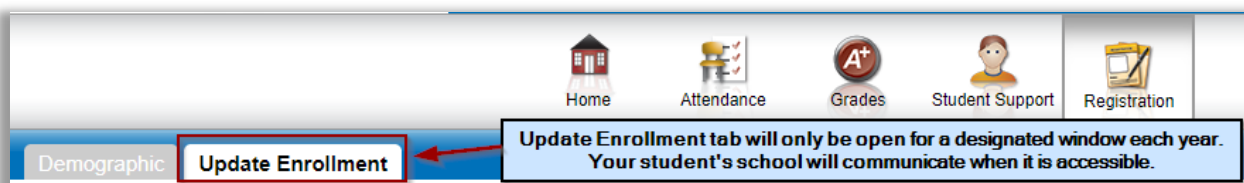
**Student Support** tab will show discipline and IEP information.



**Registration** tab will show basic student demographics, transportation, elementary homeroom teacher and your contact information.



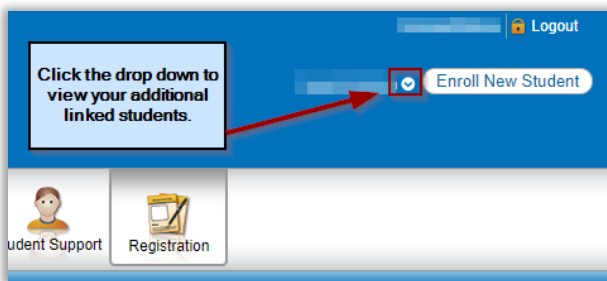
You can update your email and phone number in the contact section. During a designated window each school year, there is an additional tab to update your student's information.



In the upper right corner, there will be a button to Enroll New Student. Click this button to go to the Everett Public Schools' Online Enrollment Portal.



If you have multiple students linked to you, you can toggle to another student by opening the drop-down menu (to the right of the student name in the upper right corner) and choosing a different student name.



If you do not see one of your students on the drop-down menu, contact [LMS@everettsd.org](mailto:LMS@everettsd.org) and request the student to be linked to your existing username. Please remember to use or include your email on file at the school, the names of all your students, and your relationship to them.